

Lessons VII and VIII: Overview

1. Overview of the BOP accounting mechanisms
2. Models of exchange rate determination (stock versus flow models): a broad overview



Overview of the BOP accounting mechanisms



LI MIN / CHINA DAILY

FX demand and supply I

An exchange rate can be thought of as the price of one currency in terms of another currency.



With **exchange rates** being a price, it is reasonable to assume they are the result of **supply and demand dynamics**

FX demand and supply II

The BOP account is a nation-wide document, summing up all the reasons for a currency being **supplied** (- sign) or **demanded** (+ sign)



FC demand

FC demand = DC supply (- sign)

- Imports of goods and services
- Income payments
- Unilateral transfers (directed abroad)
- Increase in home country - owned assets abroad (both public and private)
- Foreign debt repayment
- Decrease in domestic assets held by foreigners (both public and private)

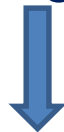
FC supply

FC supply = **DC demand (+ sign)**

- Exports of goods and services
- Income receipts
- Unilateral transfers (directed at home)
- Purchases of domestic assets by non residents (both public and private sectors)
- Settlement on foreign credit
- Decrease in home country-owned assets abroad

Terminology I

- **Income payments:** payments by domestic residents of interest, dividends, profit and rent abroad. Income payments to foreigners are higher the higher have been foreign investments in domestic government bonds, corporate bonds, stocks, real estate and operating businesses.
- **Unilateral transfers:** foreign aid, nonmilitary economic development grants, private gifts, donations...



“Unilateral” stems from the fact that there is a unique flow in the direction of the payment (watch out: for most items in the balance of payments, the item being traded goes in one direction and the payment goes in the other direction).

Terminology II

- **Home country - owned assets abroad:** made up of two major sub-components, referring to the public and to the private sectors respectively.

Public sector

- *Official reserve assets:* liquid assets held by the CB and/or the Dept of Treasury, including gold, foreign currency in foreign banks and balances at the IMF → whatever is purchased determines an accumulation of foreign assets, thus implying a supply of domestic currency (-sign)

Terminology III

Private sector

- ❖ *Direct investments*: occurring when domestic ownership of a foreign operating business is sufficiently extensive to give domestic residents a measure of control.
- ❖ *Foreign securities*: supply of or demand for the domestic currency deriving from the purchase or sale by residents of foreign stocks (minority equity stakes) and bonds.
- ❖ *Claims reported by banks and non-banks*: outstanding loans and credits granted by domestic banks and other non-banking institutions.

Balance of Payments

The Balance of Payments is made up of 4 “building blocks”:

- 1. Current Account Balance (CAB)**
- 2. Capital Account Balance (KAB)**
- 3. Official Reserve Settlement (ORS)**
- 4. Statistical Discrepancies (SD)**



Current Account Balance I (CAB)

- Exports of goods and services (+)
- Imports of goods and services (-)
- Income receipts (+)
- Income payments (-)
- Unilateral transfers (directed at home) (+)
- Unilateral transfers (directed abroad) (-)



Current Account Balance II

Exports of goods - Imports of goods =

Trade Balance

Exports of services - Imports of services =

Balance of goods and services

Income receipts - Income payments =

**Balance of goods, services and Investment
Income**

Transfers received - Unilateral transfers sent =

Current Account Balance

Capital Account Balance (KAB)

- Purchases/Sales of domestic assets by non residents (+/-)
- Purchases/Sales of foreign assets by residents (-/+)
- Settlement on foreign credit (+)
- Repayment on foreign debt (-)

Official Reserve Settlement (ORS)

- Decreases/Increases in official reserves held by the CB (+/-)
- Decreases/Increases in assets other than official reserves (+/-)



Statistical discrepancies (SD)

Once called “Errors and omissions”: unrecorded debits or credits in the BOP accounting



This may be due to several reasons, such as:

- Lags between the time that current-account entries are made and the time that the associated payments appear elsewhere in the balance-of-payments account.
- Many entries are just ballpark figures/estimates (e.g. data on travel expenditures are estimated from questionnaire surveys of a limited number of travelers).

BoP Accounting I

The BoP accounting is based on a **double-entry accounting principle** → every positive entry is matched by a negative entry. To make matters explicit...

- An American corporation sells \$2 million worth of US-manufactured goods to Britain; the British buyer, in turn, pays from a US dollar account that is kept in a US bank.

	Credits/Debits
Export of goods	+2 mio \$
Foreign assets in the US (US bank liability)	-2 mio \$

BoP Accounting II

- An American corporation purchases \$5 million worth of a certain product from a British manufacturer; the British company, in turn, puts the \$5 million it receives into a bank account in the United States.

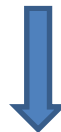
	Credits/Debits
Import of goods	-5 mio \$
Foreign assets in the US (US bank liability)	+5 mio \$

BoP Accounting III



Double-entry book keeping has a few major implications:

1. All the entries in the BoP **must** add to zero, so that
$$\text{CAB} + \text{KAB} + \text{ORS} + \text{SD} = 0$$



BoP Accounting Identity

2. If the BoP entries **do not sum to zero**, errors **must** have been made → this will be in turn the **exact size** of the SD

BoP Accounting Identity I

A **deficit** in the current account **must be either financed by borrowing from abroad or by divesting of foreign assets**, while **a surplus must be loaned abroad or invested in foreign assets**.



How to finance a current-account deficit: selling to foreigners domestic bills, bonds, stocks, real estate, or selling off previous investments in foreign bills, bonds, stocks, real estate, and operating businesses (via divestment) → the reverse is true whenever there is a surplus

BoP accounting identity II

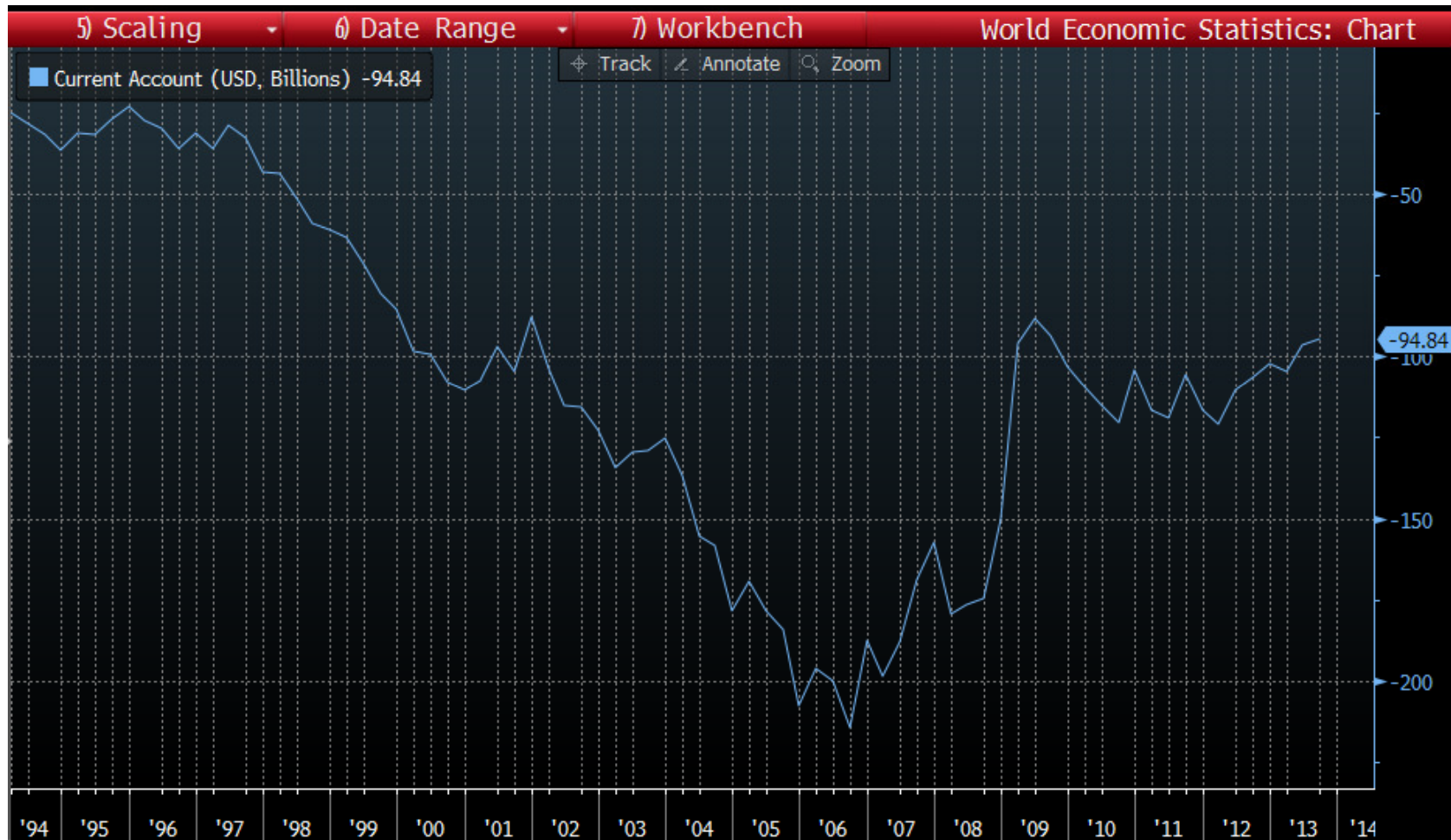
This stems from the BoP Accounting Identity



$$\mathbf{KAB + ORS + SD = - CAB}$$

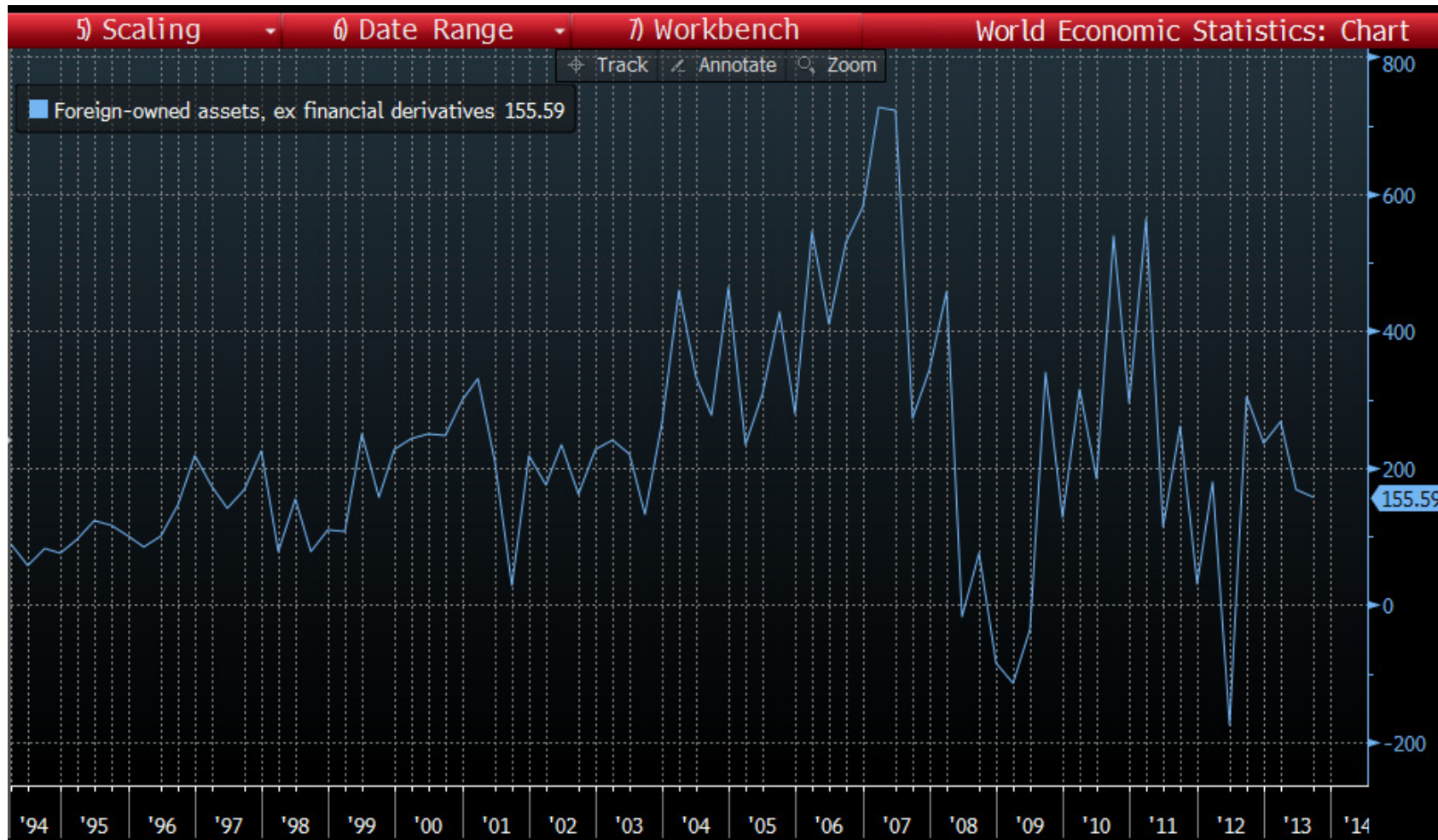


Some facts...I



Source: Bloomberg

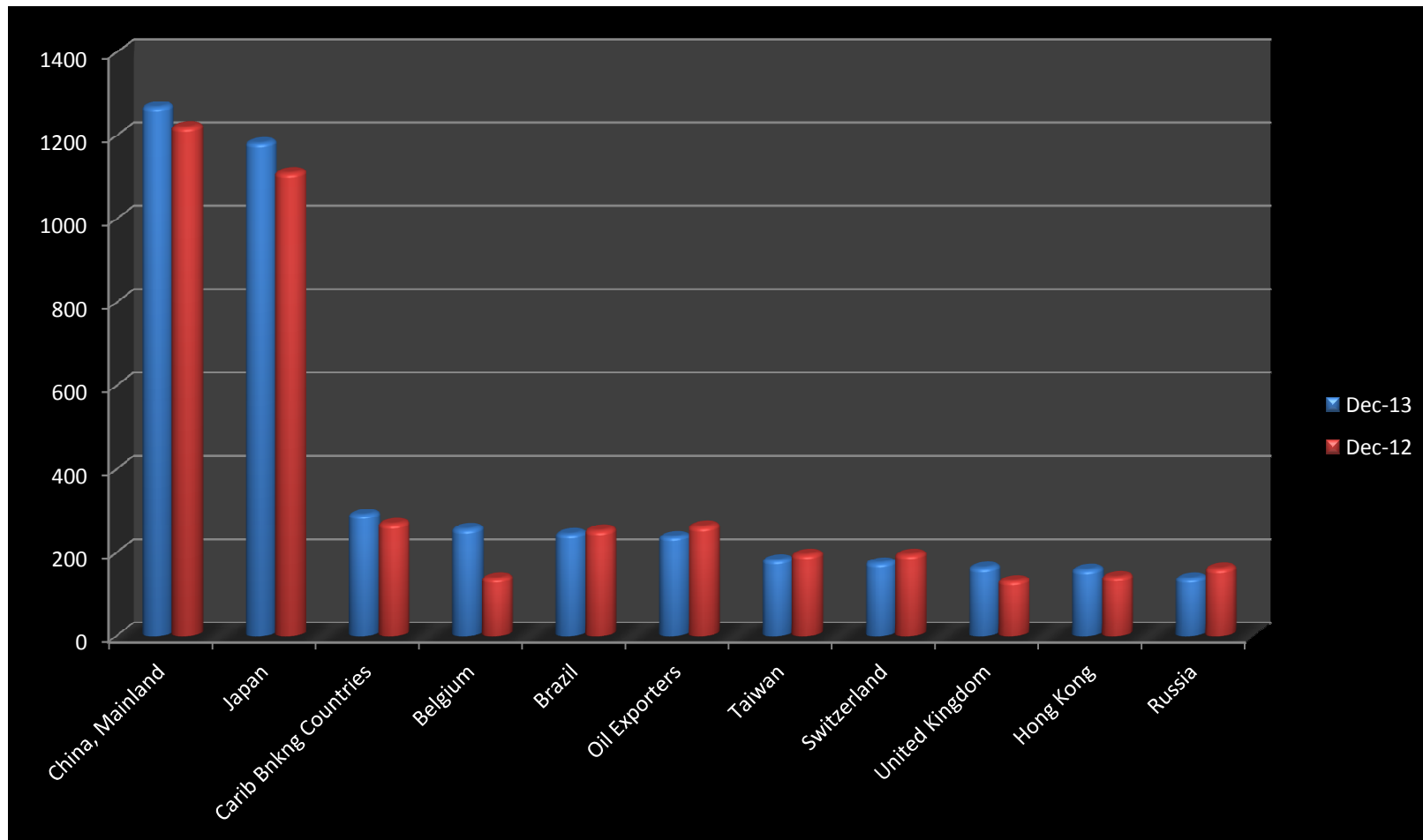
Some facts...II



Source: Bloomberg

Foreign Holders of US T-Bonds

Can you explain the link between the two previous charts?



Source: Department of the Treasury/Federal Reserve Board

Is it all that bad?

- CAB is a meaningless concept (former Treasury Secr. O'Neill)
- CAB is irrelevant: integrated asset markets make adjustment easier (Greenspan)
- U.S. is the best place for the world to invest (Laffer)
- It's all fault of excessive global saving (common sense)

It just depends...

The firm and the economy I

The CAB can be seen as a firm's income statement:

- BoP **Credit** entries ↔ Firm's **revenues**
- BoP **Debit** entries ↔ Firm's **costs**



The firm and the economy II

If the firm has a **surplus** on its income statement, it can **add to its investments or build up reserves against possible losses in the future**. If the firm has a **deficit** in its income statement, it must **borrow, raise more equity, or divest** itself of assets purchased in the past.



The firm and the economy III



If this were the whole story, all CAB deficits should be conceived as imbalances that have to be corrected as such.

This said, what if costs $>$ revenues because the firm is expanding/ enhancing its K stock through heavy investments in new technologies...?

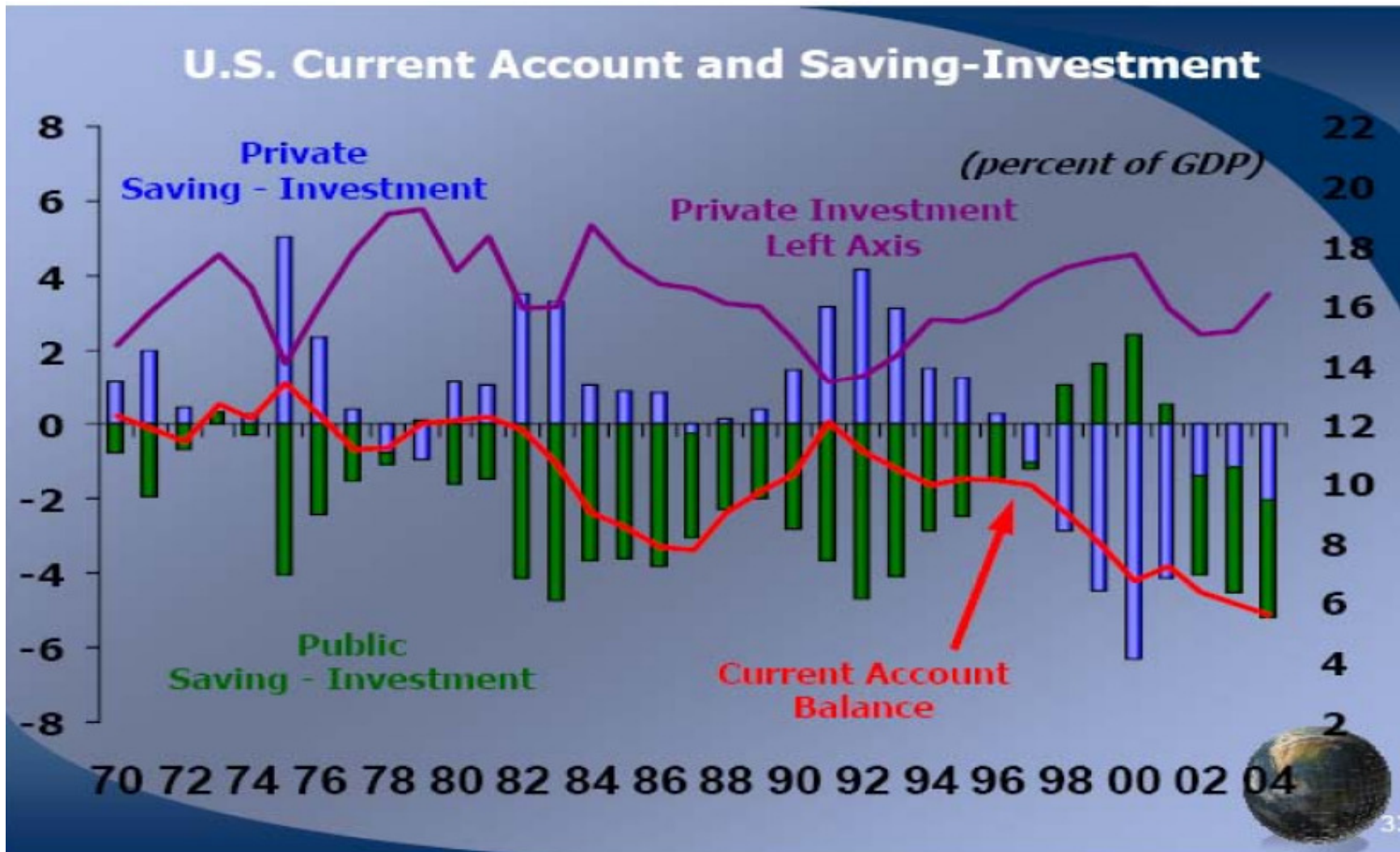


The final judgment



A negative CAB is not necessarily a matter of concern as long as the deficit results from capital investments (infrastructures, new technologies...) and is not the result of current operating and debt costs exceeding current revenues

Where does US CAB<0 come from?



Terminology



“**Twin deficits**” (or “Double deficits”) is a shorthand summary to describe the co-existence of two parallel deficits: one on the government budget and the other on the CAB

The rest of the world? Germany_CAB

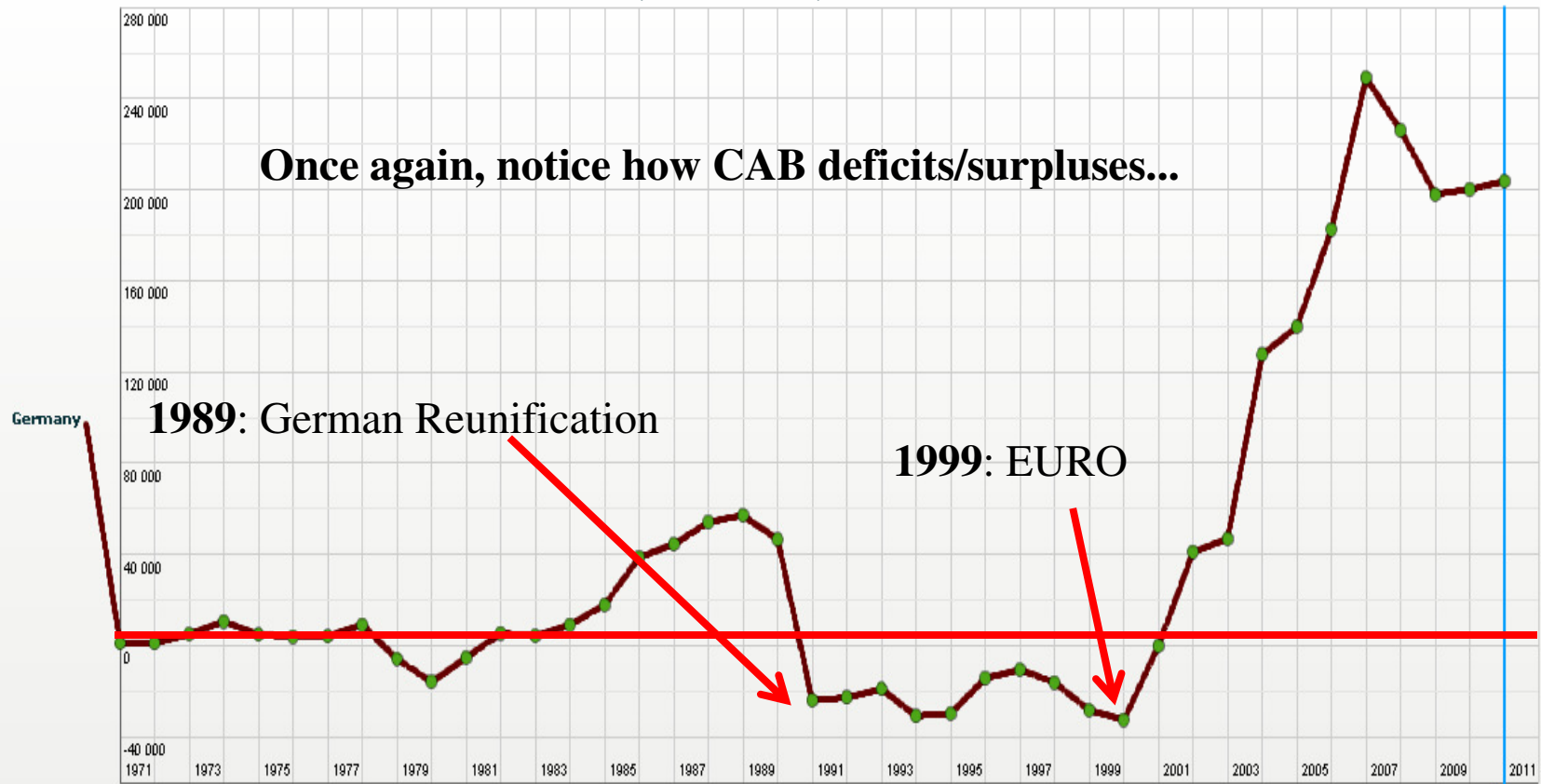
Balance of Payments (MEI) ⁱ

Customise Export Draw chart My queries

<< Back to table.

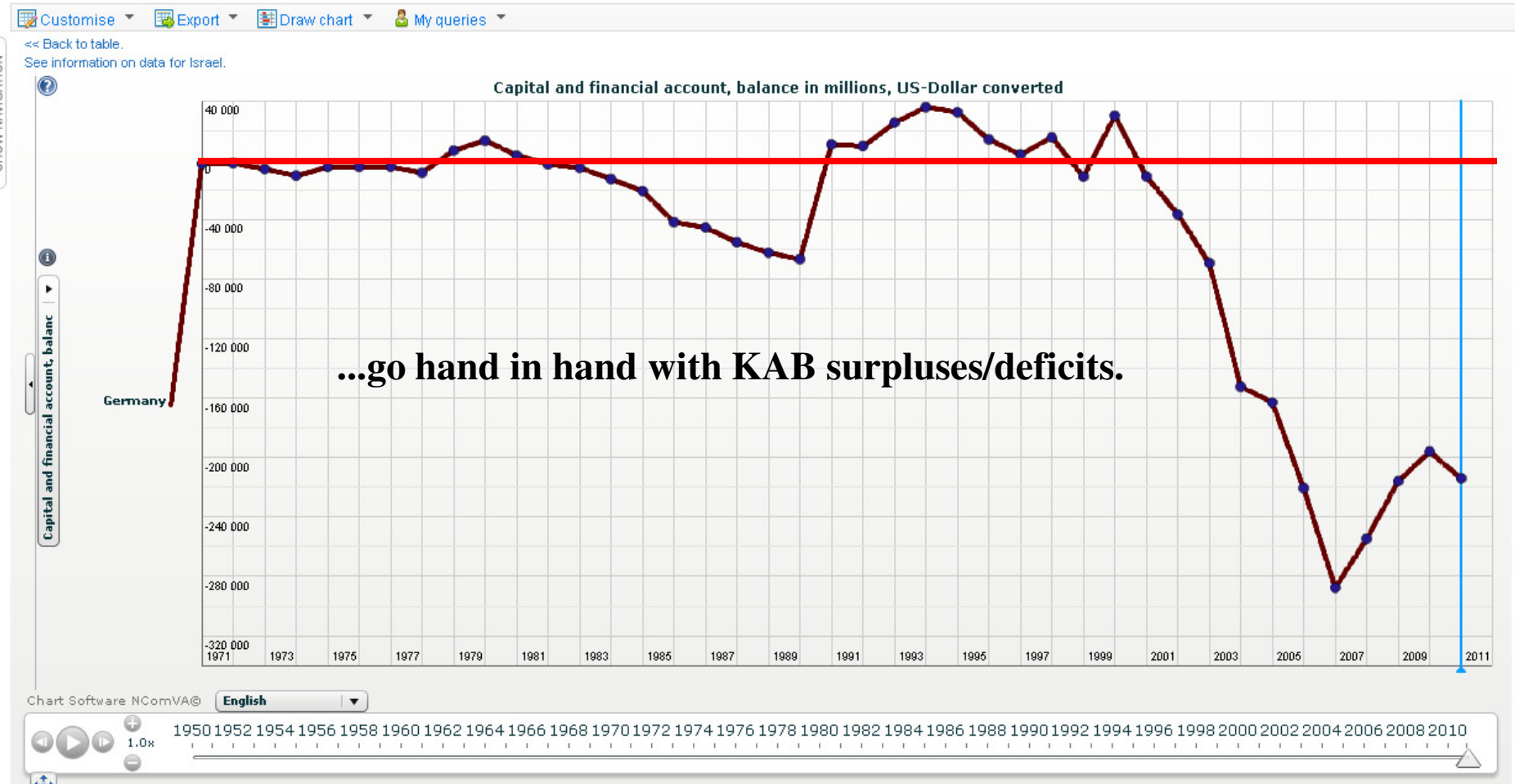
See information on data for Israel.

Current account, balance in millions, US-Dollar converted



The rest of the world? Germany_KAB

Balance of Payments (MEI) ⁱ

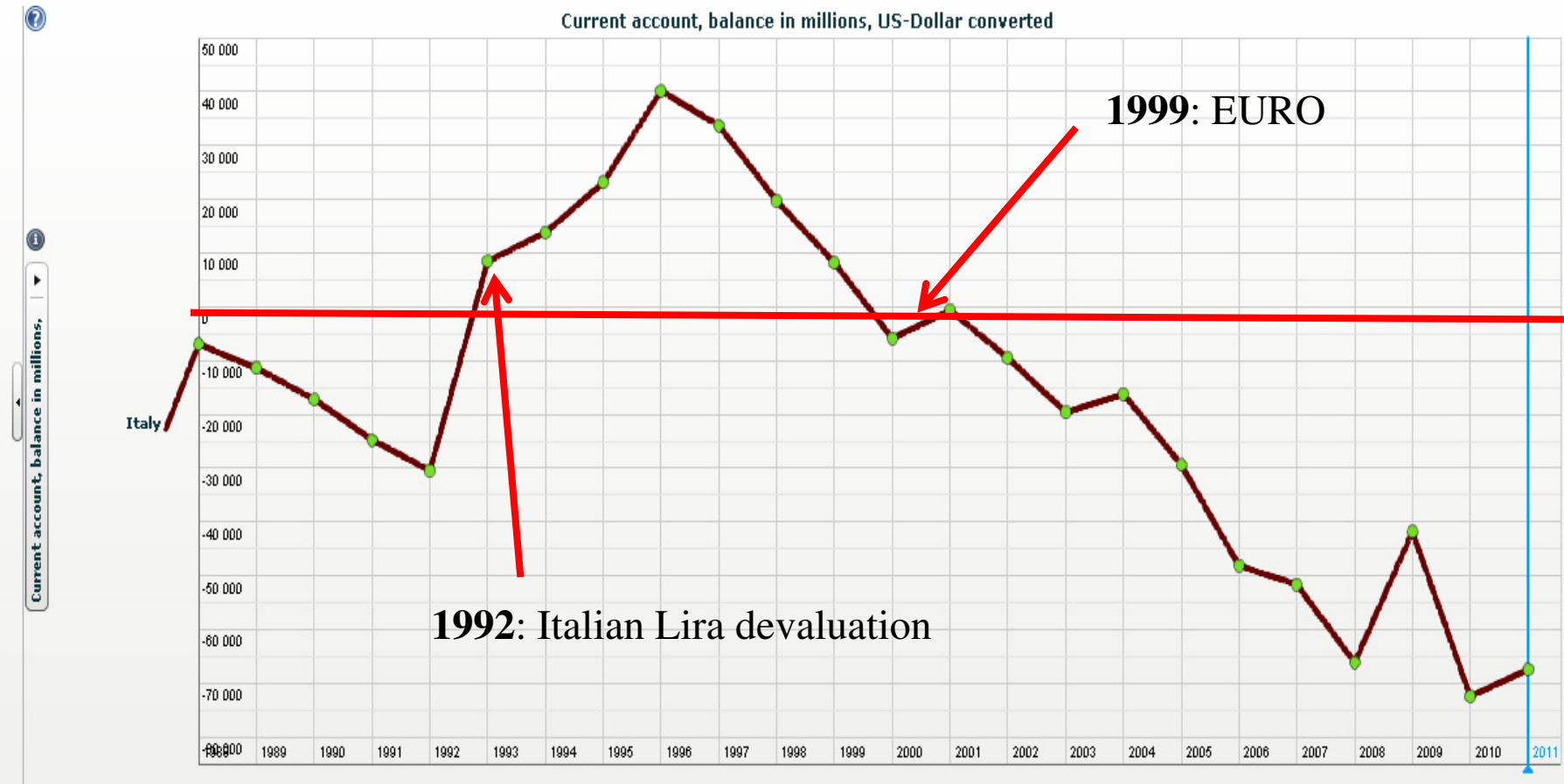


The rest of the world? Italy_CAB

Balance of Payments (MEI) ⁱ

Customise Export Draw chart My queries

<< Back to table.
See information on data for Israel.



The rest of the world? Italy_KAB

Balance of Payments (MEI) ⁱ

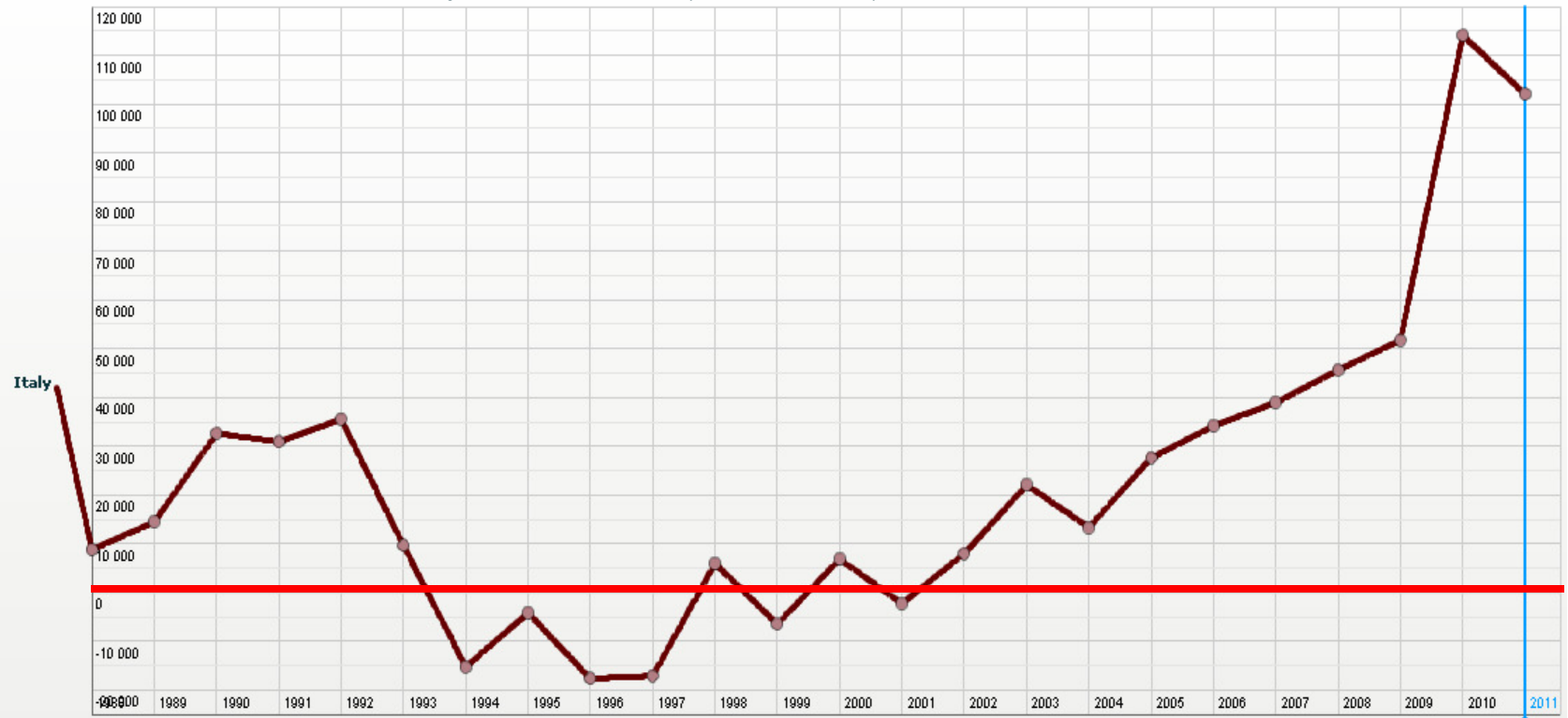
Customise Export Draw chart My queries

<< Back to table.

See information on data for Israel.

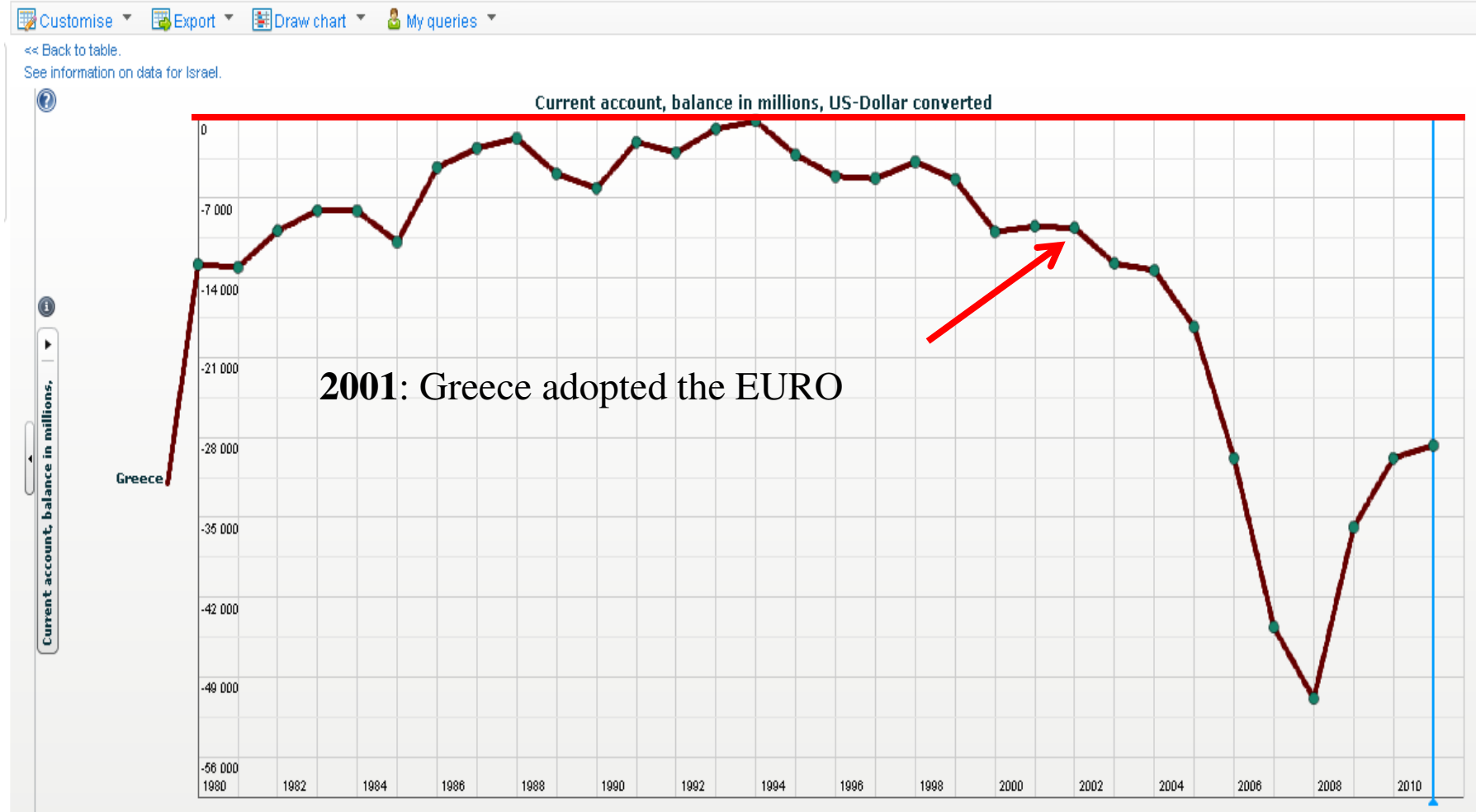


Capital and financial account, balance in millions, US-Dollar converted



The rest of the world? Greece_CAB

Balance of Payments (MEI) ⁱ



The rest of the world? Greece_KAB

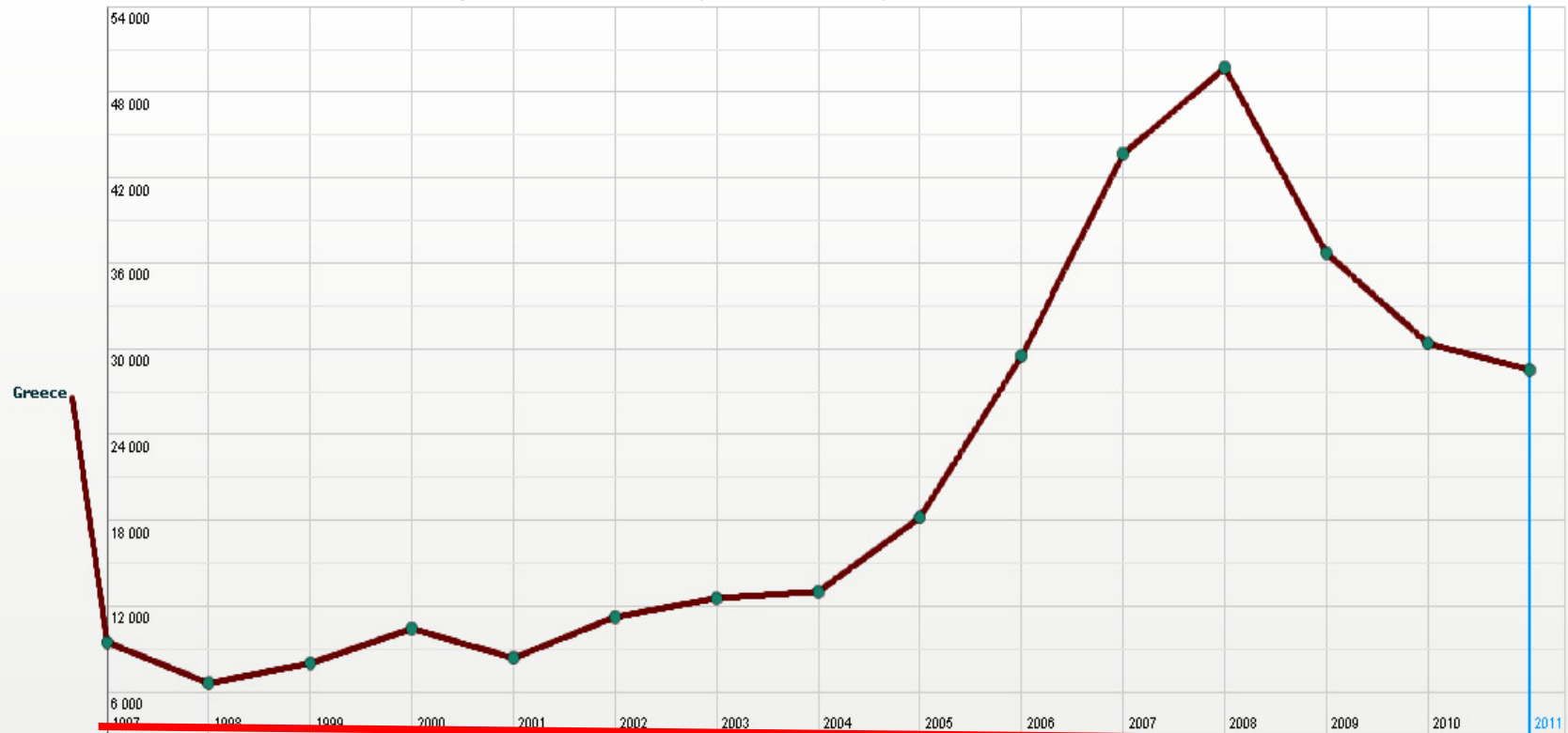
Balance of Payments (MEI) ⁱ

Customise Export Draw chart My queries

<< Back to table.

See information on data for Israel.

Capital and financial account, balance in millions, US-Dollar converted



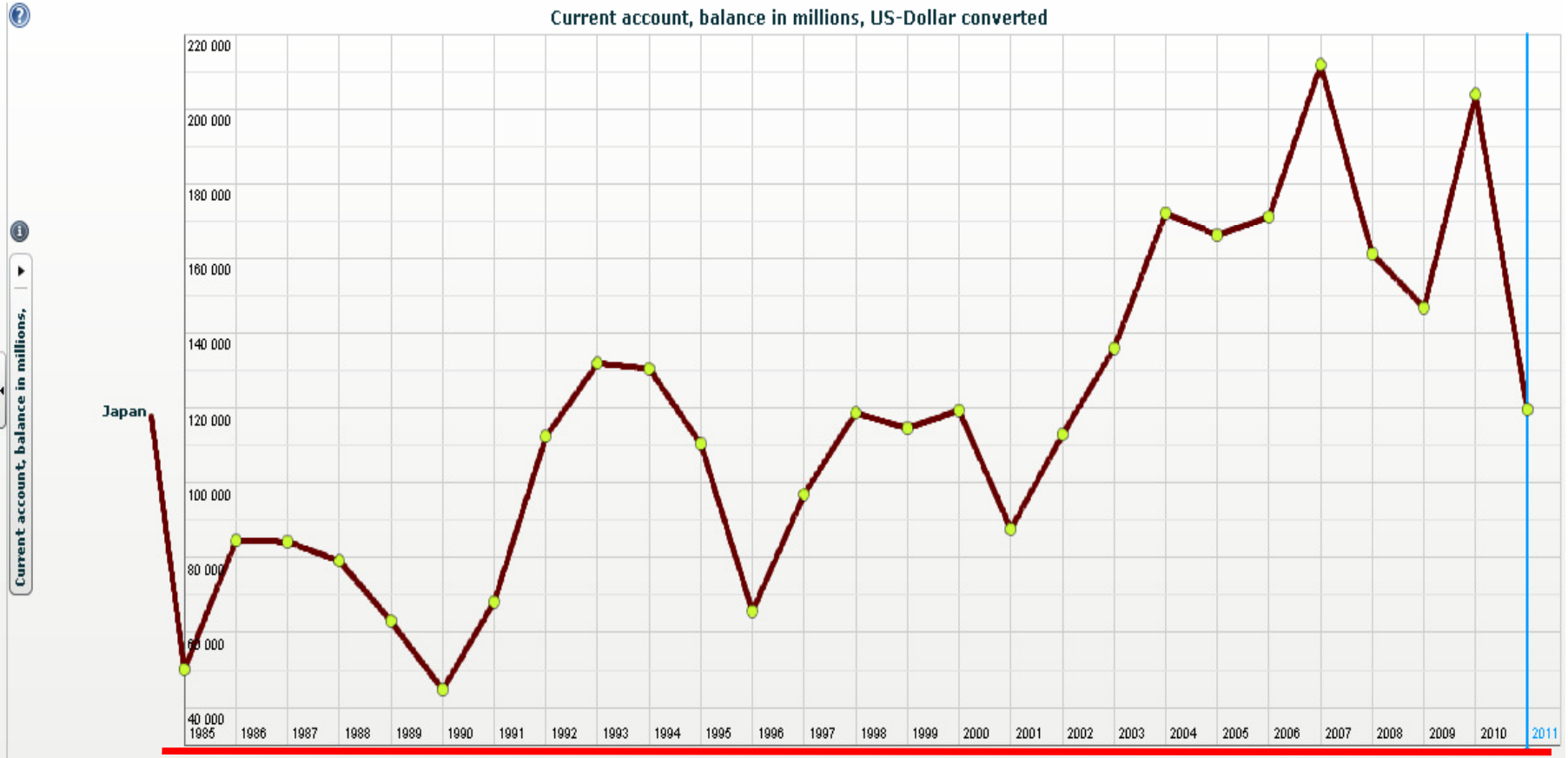
The rest of the world? Japan_CAB

Balance of Payments (MEI) ⁱ

Customise Export Draw chart My queries

<< Back to table.

See information on data for Israel.



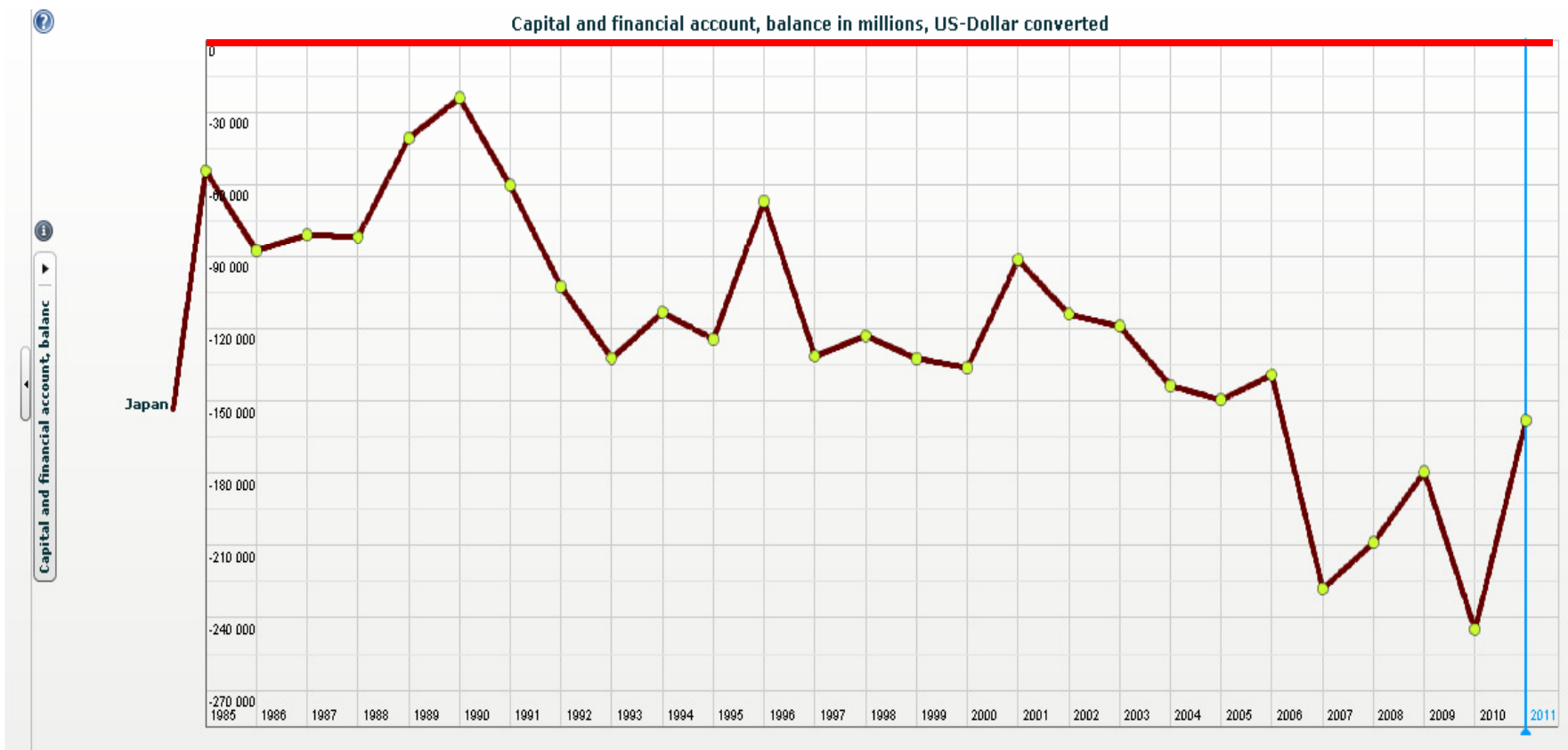
The rest of the world? Japan_KAB

Balance of Payments (MEI) ⁱ

Customise Export Draw chart My queries

<< Back to table.

See information on data for Israel.



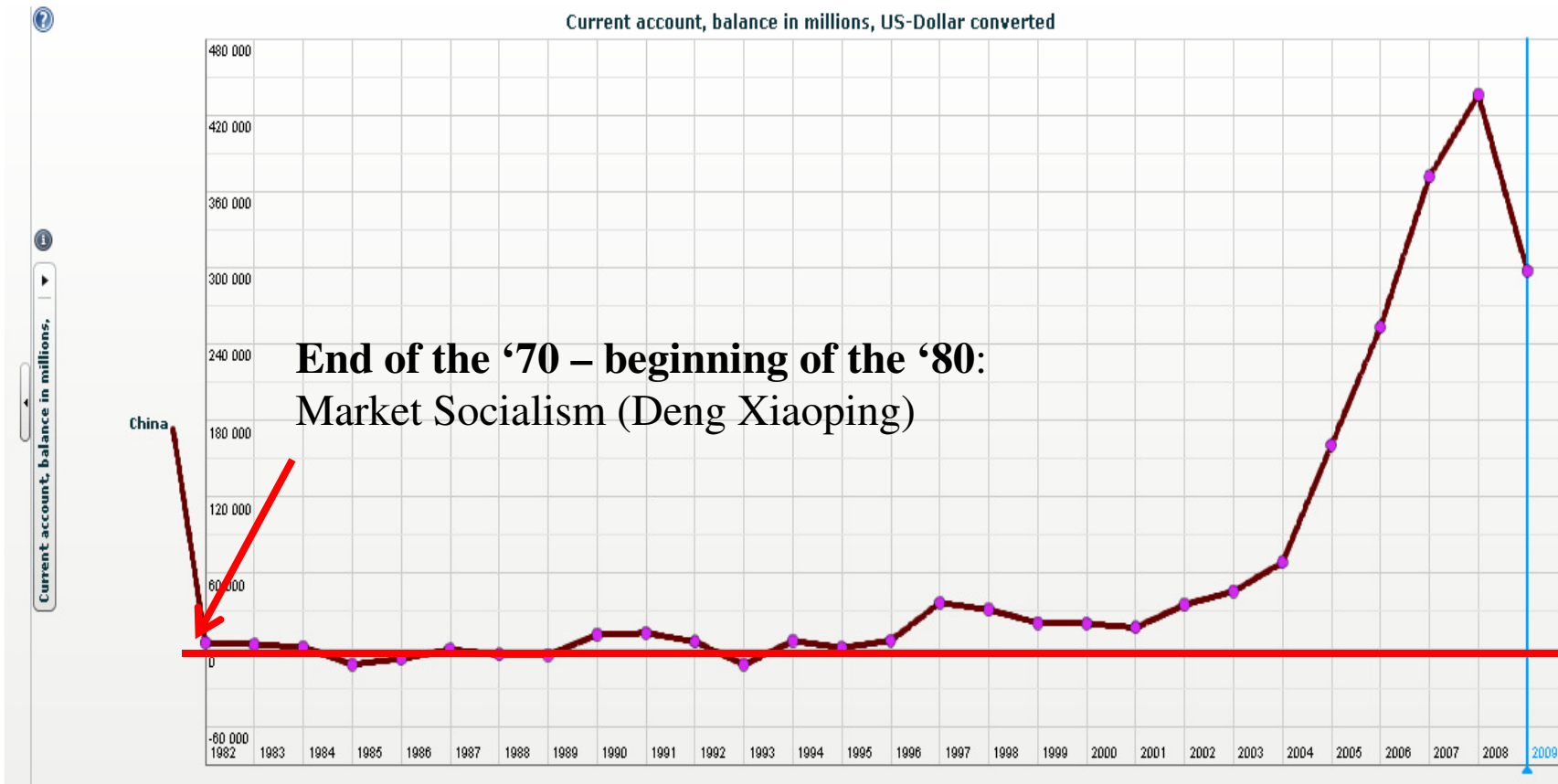
The rest of the world? China_CAB

Balance of Payments (MEI) ⁱ

Customise Export Draw chart My queries

<< Back to table.

See information on data for Israel.



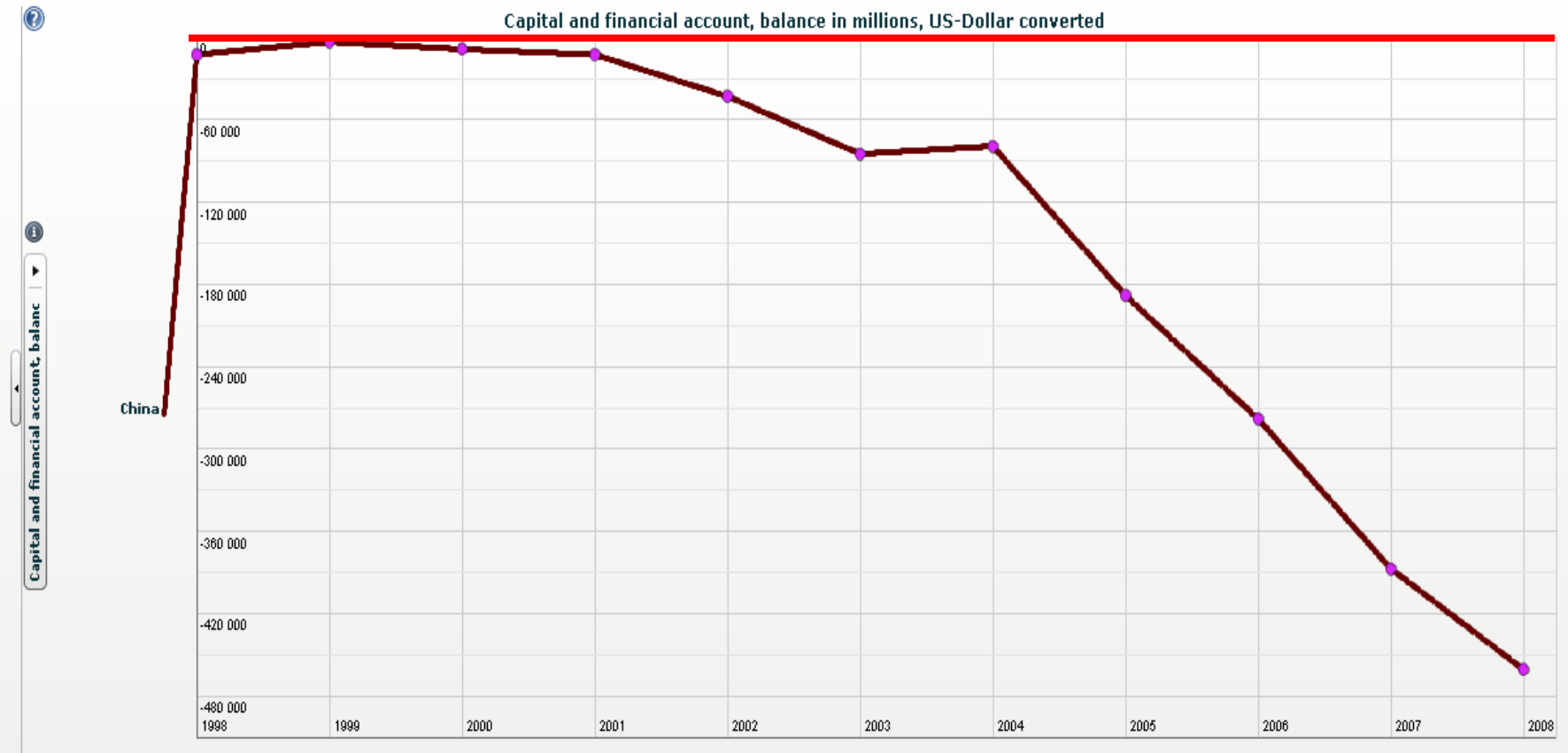
The rest of the world? China_KAB

Balance of Payments (MEI) ⁱ

Customise Export Draw chart My queries

<< Back to table.

See information on data for Israel.



The Spectrum of Trade Imbalances



Large Trade Deficits

Large Trade Surpluses



BoP and economic policy I

Common wisdom: even though running CAB deficits may be healthy if it is due to importing K equipment, it is better to achieve trade surpluses than deficits.



Objection: even running persistent surpluses may be detrimental, provided that indefinite trade surpluses mean a country is living below its means.

BoP and economic policy II

National income accounting identity:

$$Y = C + I + G + (Ex - Im)$$


Y= GDP

C= Private Consumption

I= Gross Investment

G= Public Expenditures

Ex-Im= Net Exports



BoP and economic policy III

$$(Ex - Im) = Y - (C + I + G)$$

Running a persistent surplus...

...means producing more than it is absorbed by the economy in the form of C, I and G

BoP and economic policy IV



Persistent trade **deficits** \longleftrightarrow a country is living **above its means**

Persistent trade **surpluses** \longleftrightarrow a country is living **below its means**

How far it can go?

ORS and FX regimes I



Official reserve dynamics and exchange rate regimes

- When exchange rates are fixed, central banks participate actively in the FX markets to prevent their currency from falling/rising (**non-zero OR's balance**).
- When exchange rates are floating, CBs do not enter the FX markets, leaving the exchange rate to be determined by the market forces of supply and demand (**zero OR's balance**).

ORS and FX regimes II



Does it mean that all currencies deemed to be flexible always go hand in hand with zero OR's balances?

Not really! Indeed, there is a continuous effort to smooth excessive fluctuations in the domestic currency value, even when exchange rates are said to be flexible

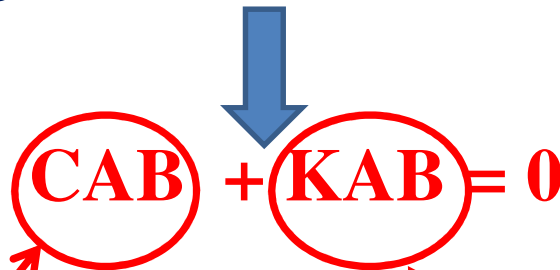


Dirty Float

BoP & FX rate regimes I

$$\mathbf{CAB + KAB + ORS + SD = 0}$$

Assume $SD = 0$ and consider a purely flexible exchange rate regime ($ORS = 0$)


$$\mathbf{CAB + KAB = 0}$$

Any CAB deficit/surplus...

...is equal to the corresponding
KAB surplus/deficit

BoP & FX rate regimes II

Long run implications

If $CAB \ll 0$ and $KAB \gg 0$, the country is likely to run into trouble in the long term



A country has to pay for its excess of imports over exports by borrowing abroad or divesting itself of investments made in the past. This is sustainable in the short run, but not in the long run:

1. For how long will foreigners be willing to lend money?
2. Negative spiral: the CAB also includes income payments and receipts, so that it will become more and more negative, as time goes by.

BoP & FX rate regimes III

$$\text{CAB} + \text{KAB} + \text{ORS} + \text{SD} = 0$$

Assume $\text{SD} = 0$ and consider a purely fixed exchange rate regime ($\text{ORS} \neq 0$)


$$\text{ORS} = -(\text{CAB} + \text{KAB})$$

The increase/decrease in official reserves...

...equals the combined deficit/surplus in the current account and in the capital account

BoP & FX rate regimes IV

Long run implications

If $CAB+KAB \ll 0$ and $ORS \gg 0$, the country is likely to run into trouble in the long term



The CB is buying up its own currency against gold and FX reserves to offset the net excess supply due to the $(CAB+KAB)$ deficits. However, even assuming a very large stock of reserves, this cannot keep going on indefinitely: eventually, the country is likely to run out of credit.

Understanding global trade and capital imbalances helps us gain a **deeper insight** into the **current financial crisis**.



Imbalances need **NOT** be destabilizing in and of themselves!



Trade imbalances can persist even for a very long time, whenever they have been incurred to finance new **productive investment**. Once these projects have become fully operative, however, **imbalances should be gradually reabsorbed** (higher production of goods and services, lower imports, more resources available to pay foreign debt back).

Imbalances & the Current Financial Crisis II

What if trade imbalances have been brought about by policy distortions (e.g. tariffs, quotas, currency manipulation, poorly regulated financial environments...)?



Adjustment can be violent and is very likely to lead to **financial instability** and **economic recession**.



MAIN IMBALANCES of RECENT YEARS

LARGE TRADE SURPLUS COUNTRIES

All over the years, they have implemented a wide range of policies to **force savings up** at the **expense of households** (China, Japan, Germany...)



LARGE TRADE DEFICIT COUNTRIES

They have experienced an **unsustainable increase in debt** → e.g. USA: huge trade deficit, overly abundant K inflows and low interest rates have all fuelled the real estate bubble that finally led to the sub-prime crisis - (USA, Peripheral Europe – PIIGS...)

What to do then?

Re-adjustment should be **twofold**: **heavily indebted countries** must necessarily **deleverage** (i.e. reduce debt), while **surplus countries** should conversely focus on economic policies aimed at **boosting internal consumption**.



Austerity alone is NOT enough

Assume that the foregoing twofold adjustment process were gradually completed...



What do you think will be the long run effect on FX rates (EUR, USD, RMB...)?



Will these currencies appreciate/depreciate?



Could you explain why?



Models of exchange rate determination: a broad overview

Flow vs Stock models

Flow models: focus on the currency flows of supply and demand



Amounts demanded or supplied **per period of time**

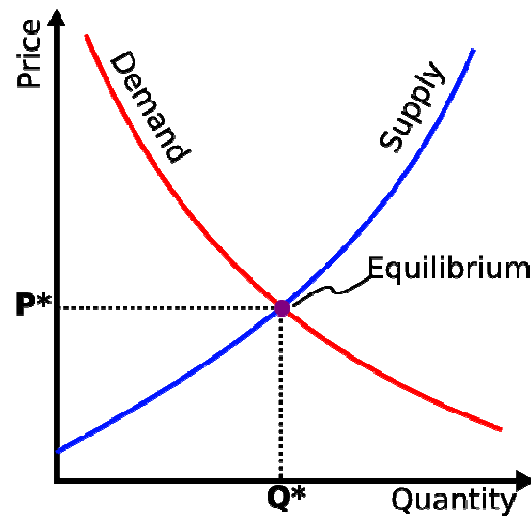
Stock models: focus on the stocks of currencies



Amounts existing **at a given point in time**

Watch out I

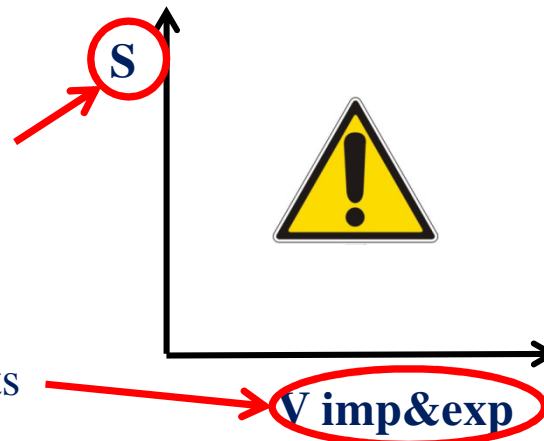
Traditionally,



when FX are brought into the picture...

FX rate: the price of “currency i” in terms of “currency j”

Value of imports and exports



Watch out II

Notice we do **not** plot quantities on the horizontal axis as we normally do with supply/demand curves



Values involve the **multiplication of prices and quantities**



Flow models I

The BoP records the flows of payments into and out of a country



All the exchange rate models based on the **BoP** go under the name of “**Flow models**”

Flow models II

Deriving a **currency's supply curve**



Demand for imports

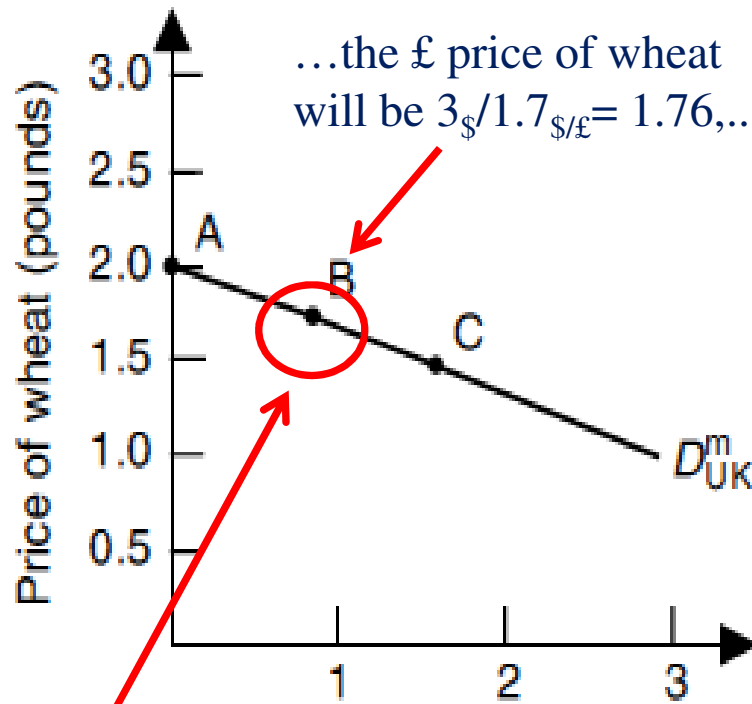
The importing country's currency has to be sold to buy the exporter's money: the quantity of domestic currency supplied equals the value of imports



Qty of imported goods · Domestic price of imported goods

Flow models III

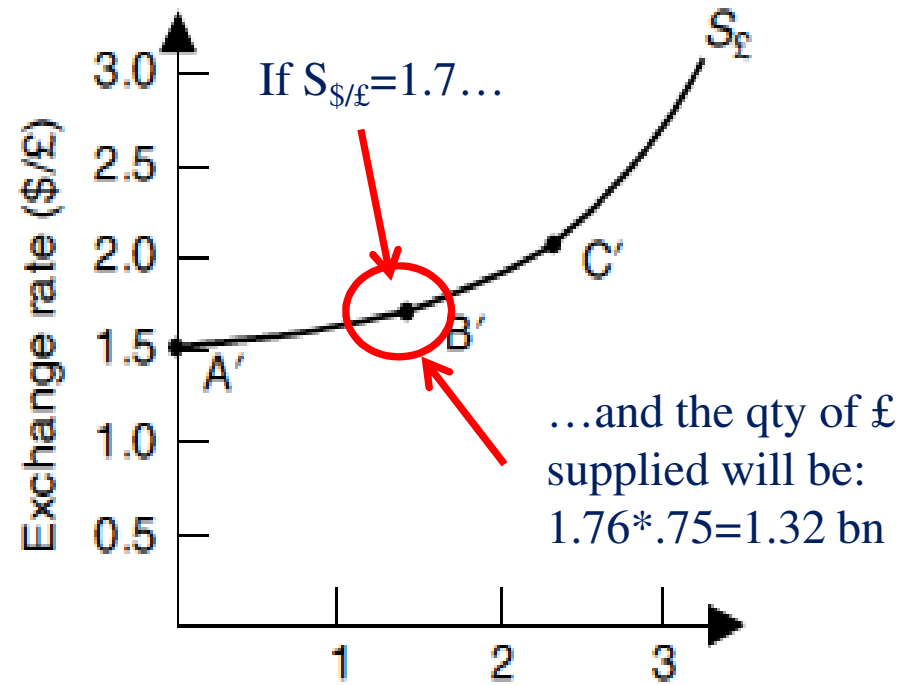
UK imports of wheat from US (assuming wheat's \$ price=3\$/bushel)



...the imported qty will be roughly .75 bn bushels...

Wheat imports/year (billions of bushels)

(a) *Wheat market*



Supply of pounds/year (billions of pounds)

(b) *Foreign exchange market*

Flow models IV

Deriving a **currency's demand** curve



Demand for exports

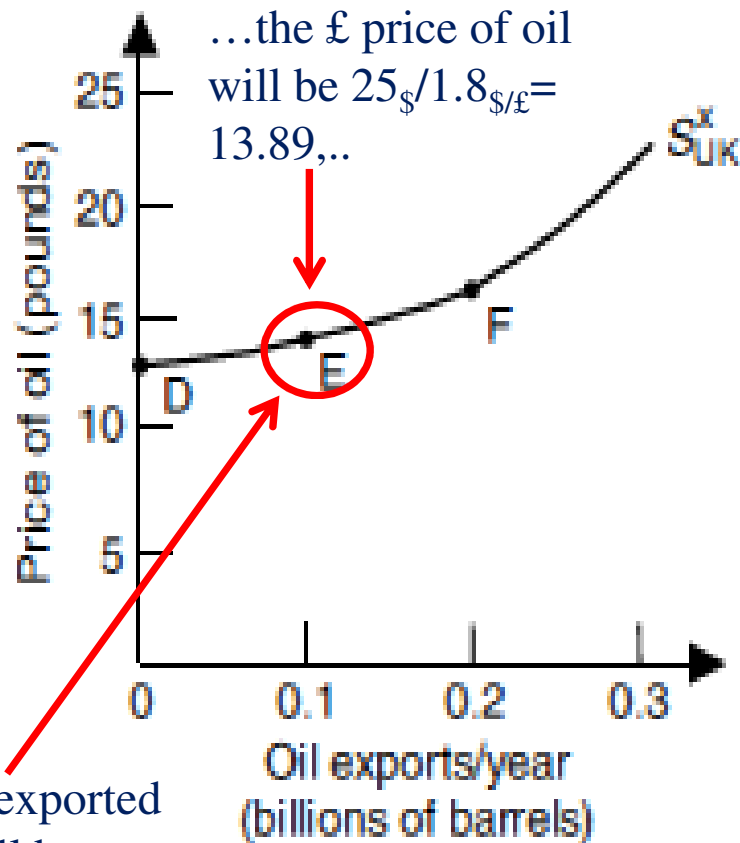
The exporting country's currency has to be bought to pay the exporter: the quantity of domestic currency demanded equals the value of exports



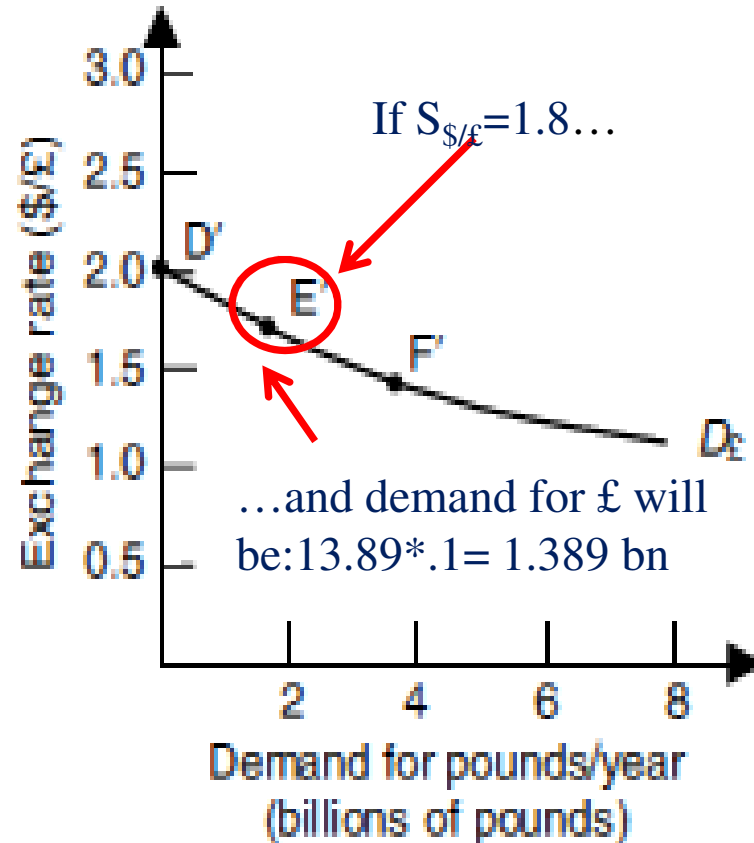
Qty of exported goods · Domestic price of exported goods

Flow models V

UK exports of oil to US (assuming oil's \$ price=25\$/barrel)



(a) Oil market



(b) Foreign exchange market

Flow models VI


Intersection of the supply and demand curves



Exchange rate that **equates** the value of **exports** and **imports**



Supply of a country's currency = **Demand** for the same country's currency



Stock models

Exchange rate determination depends on the existing *stocks* of currencies relative to the willingness of people to hold them.



The available models differ primarily in the range of assets considered and in the level of price flexibility



Remark: “Stock models” are also known as “Asset-based models”

The Monetary Model

Underlying intuition: a change in the demand relative to the supply of one currency versus another will modify the exchange rate.

E.g. *Ceteris paribus*, Currency A is going to appreciate, whenever the demand for Currency A increases (relative to its supply) by more than the demand for Currency B (relative to its supply)

The real demand for money at home...

$$\frac{M_D}{P_D} = Y_D^\alpha r_D^{-\beta}$$

The real domestic demand for money depends...

...on real GDP...

...as well as on interest rate levels

$$P_D = M_D Y_D^{-\alpha} r_D^\beta$$

...and abroad

$$\frac{M_F}{P_F} = Y_F^\alpha r_F^{-\beta}$$

$$P_F = M_F Y_F^{-\alpha} r_F^\beta$$

Watch out

- **Why** should real **money demand increase** with real **GDP**?



The more goods and services people buy, the more money they need to hold to make transactions

- **Why** is real **money demand inversely** related to **interest rate** levels?



The opportunity cost of holding money is higher the higher are the interest rates foregone on alternative investment opportunities (e.g. bonds, stocks...)

Money Mkt Equilibrium I

Economic agents adjust their money holdings until when

$$\text{Real Money Demand} = \text{Real Money Supply}$$



Adjustment chain: an example

$RMD < RMS$, excess supply is used to buy securities, $P_{\text{securities}} \uparrow$, $r_{\text{securities}} \downarrow$, opportunity cost of holding money \downarrow , $RMD \uparrow$

Money Mkt Equilibrium II



If Real Money Demand = Real Money Supply,
 M_D and M_F represent **both** money demand and
supply

From the PPP...

$$P_D = S_{D/F} \cdot P_F$$

$$S_{D/F} = \frac{P_D}{P_F}$$

...to the monetary model

$$S_{D/F} = \frac{P_D}{P_F} = \frac{M_D Y_D^{-\alpha} r_D^\beta}{M_F Y_F^{-\alpha} r_F^\beta}$$

Or equivalently

The monetary model

$$S_{D/F} = \left(\frac{M_D}{M_F} \right) \left(\frac{Y_D}{Y_F} \right)^{-\alpha} \left(\frac{r_D}{r_F} \right)^{\beta}$$

The value of F expressed in terms of D...

...increases, if the domestic money supply grows more than the foreign money supply...

...goes up, if the foreign GDP increases by more than the domestic GDP...

...rises, whenever domestic interest rates are higher than the foreign rates. (**Can you recall the UIRP predictions?**)

Flow vs Monetary models I

What are the consequences of **higher real economic activity**?

Flow model	Monetary model
Higher GDP goes hand in hand with higher spending (including imports) → this will eventually lead to currency depreciation	The main claim is that you cannot overlook the link between the goods and services mkt and the financial mkt → ignoring the relationship between GDP and real money demand may lead to seriously misleading conclusions → currency appreciation



Flow vs Monetary models II

What are the consequences of **higher domestic interest rates**?

Flow model	Monetary model
Higher domestic interest rates will increase the demand for domestic interest bearing securities → the demand for the domestic currency goes up leading to currency appreciation	A higher interest rate means a high opportunity cost of holding money → $RMD < RMS \rightarrow$ currency depreciation



To put it into practice I

- a. The Central Bank of China aims at preventing a further appreciation of the RMB against the US\$: is it consistent with the Chinese government's desire to fight inflation? Please, explain.

- b. What does the monetary model predict about the effect of higher expected inflation on the exchange rate?

To put it into practice II

c. Given the following data for country X

Current Account Item	USD (mio)
Commodity Exports	577.3
Commodity Imports	-1085.5
Services	-209.5
Investment income	-63.4
Interest due on foreign debt	-41.2
Transfers	616.7

Please, find the CAB.

Do you think Country X is a developed/developing country? Why?

