

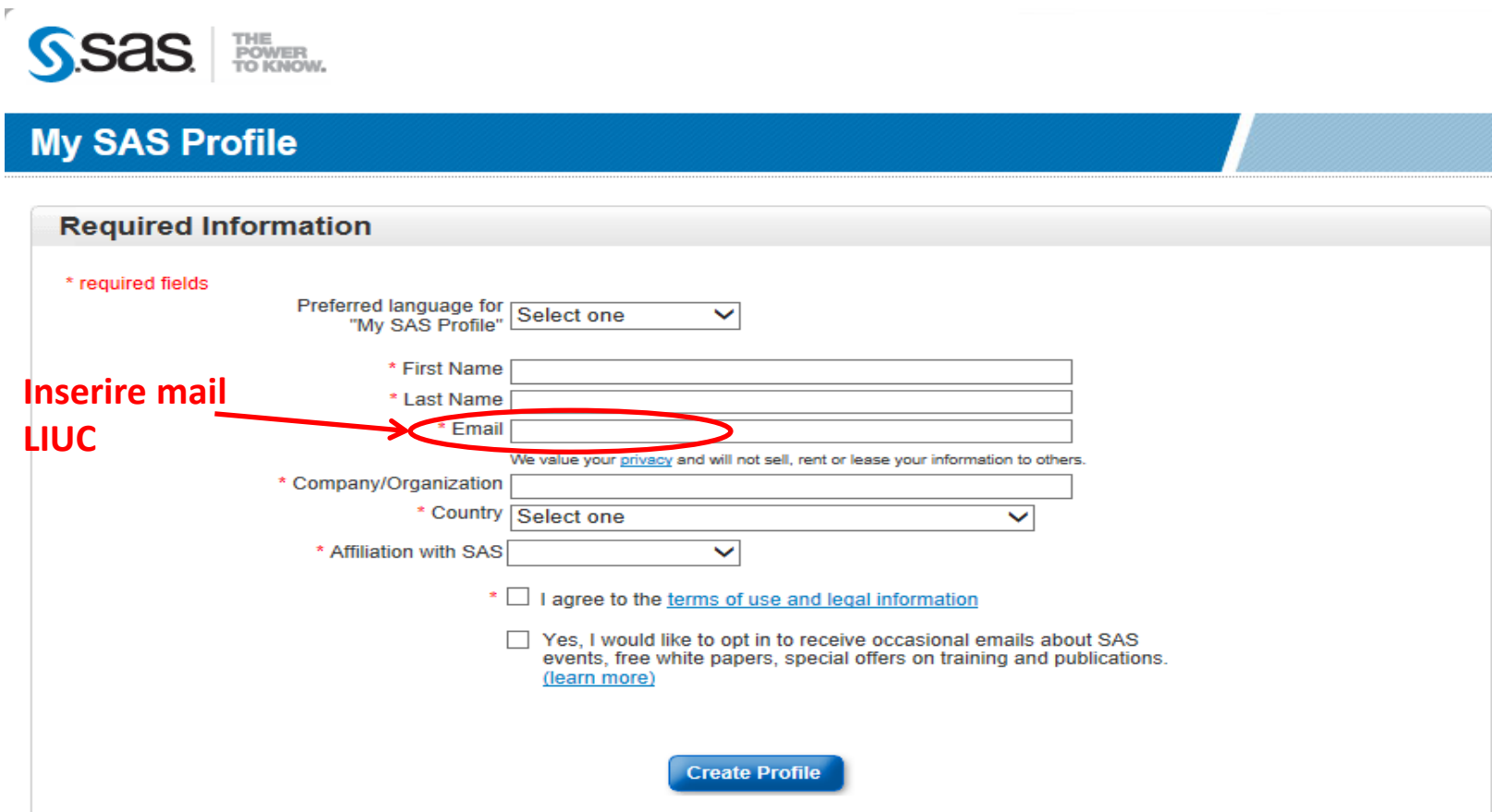
**Attivazione profilo SAS**  
**SAS® OnDemand for Academics**  
**E-learnings**

*Metodi Quantitativi per Economia,  
Finanza e Management*

# Creazione profilo SAS

Creare un profilo SAS utilizzando la mail della LIUC, vi arriverà una mail per ultimare la registrazione e scegliere la password

<https://www.sas.com/profile/user/create.htm?returnURL=http://support.sas.com/publishing/index.html>



**sas** | THE POWER TO KNOW.

## My SAS Profile

### Required Information

\* required fields

Preferred language for "My SAS Profile"

\* First Name

\* Last Name

\* Email

We value your [privacy](#) and will not sell, rent or lease your information to others.

\* Company/Organization

\* Country

\* Affiliation with SAS

I agree to the [terms of use and legal information](#)

Yes, I would like to opt in to receive occasional emails about SAS events, free white papers, special offers on training and publications. [\(learn more\)](#)

**Create Profile**

# Sas OnDemand for Academics

Accedere a SAS® OnDemand for Academics

<https://support.sas.com/ctx3/sodareg/index.html%3bjsessionid=D0D94BCF29B7B7963D0E36171DE3AC3F?execution=e1s1>

inserire il mio profilo SAS creato precedentemente, registrarsi come «studente»

## SAS® OnDemand for Academics

Access the power of SAS software through the Internet.

### Using SAS® OnDemand for Academics

How do you plan to use SAS® OnDemand for Academics?

**Please choose:**

- I am an Instructor: I plan to teach with SAS® OnDemand for Academics.
- I am a Student: I am taking a course that uses SAS® OnDemand for Academics.
- I am an Academic Researcher: I plan to use SAS® OnDemand for Academics for academic research and I have a registration key.
- I am trying to register for SAS® OnDemand for Professionals.

Next

# Sas OnDemand for Academics

A A Log Out

**SAS® OnDemand for Academics**  
Access the power of SAS software through the Internet.

**School Location:**

Please identify the country where your institution is located.

**Country:\***  
Italy

Next

A A

**SAS® OnDemand for Academics**  
Access the power of SAS software through the Internet.

**Select your institution**

Please select your school from the list provided below.

**Institution:\***

- Universita Carlo Cattaneo-Castellanza
- Please Select
- Bocconi University-Milan
- Politecnico di Torino-Torino
- SAS -Rome
- SAS-Milano
- Univ. La Sapienza, Roma-Roma
- Universit? degli Studi di Brescia-Brescia
- Universita' degli Studi di Roma Tor Vergata-Roma
- Universita Carlo Cattaneo-Castellanza**
- Universita degli Studi di Napoli Federico II-Napoli
- Universita degli studi di Firenze-Firenze
- Universita degli studi di Teramo-Teramo
- University of Pavia-Pavia
- University of Torino-Torino
- politecnico di milano-milano
- universit? degli studi di Milano-Milano
- universita cattolica-Milano
- universita' degli studi di milano - bicocca-milano
- university of bologna-ozzano emilia

Us | Server Status | Terms of Use & Legal Information | Privacy Statement  
ht © 2012 SAS Institute Inc. All Rights Reserved. | Release 3.6.20\_0325a

# Sas OnDemand for Academics

**SAS® OnDemand for Academics**  
Access the power of SAS software through the Internet.

**Registration Details:**

Please review the information you have entered. If it is correct, then click Submit Registration. Otherwise, click Change Information.

**Profile Information:**

**E-Mail:**


**Name:**

**State:**

**Country:**  
IT

**Institution:**  
Universita Carlo Cattaneo-Castellanza

[Change Information](#) [Submit Registration](#)




**SAS® OnDemand for Academics**  
Access the power of SAS software through the Internet.

**Registration Complete**

Thank you for registering with SAS OnDemand for Academics. Click Next to set up your SAS server account.

[Next](#)



# Sas OnDemand for Academics

## SAS® OnDemand for Academics

Access the power of SAS software through the Internet.

### Review the Software License Agreement

Please review the license below. You must agree with the license to continue your registration with SAS® OnDemand for Academics.

If you agree to the terms on the license, select "Agree" below.

#### Agree:



#### Decline:



By declining the terms of the license, your registration will be cancelled.

Enter

#### License Terms:

### SAS® License Agreement

In addition to the information sharing authorized by the SAS Privacy Policy, SAS hereby notifies you that personal information collected from you during registration may be used by SAS for technical support purposes and to otherwise perform the Service described herein. You authorize the transmission of your personal information to SAS in the United States. SAS stores and processes such information on computers located in the United States that are protected by reasonable physical and

## SAS® OnDemand for Academics

Access the power of SAS software through the Internet.

### Home Page for Student: Mario Rossi

#### Getting Started



Your SAS Server userid is [redacted]  
Use this userid when you log on to the SAS Server.

- Your current institution is: **Universita Carlo Cattaneo-Castellanza**
- Your Account Status is: **Inactive**. (Your userid will become active when you acquire a license for a course.)
- [Acquire a License](#)  
In order to obtain your software you need to acquire a license.

NOTE: You have no active licenses. Acquire at least one license to enable your userid and get the software you need to access the SAS server.

#### Additional Resources

Please note that several of the links below will direct your browser away from the Control Center. Use your browser's Back button to return.

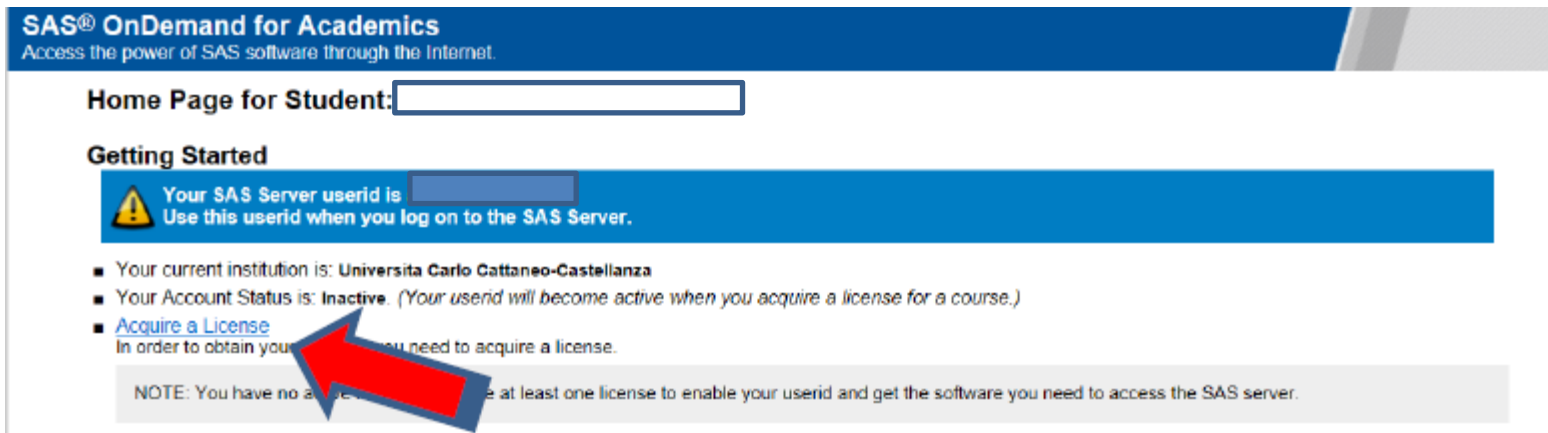
- [Main Support Site](#)
- [Account Status](#)
- [SAS Server Availability](#)
- [Download SAS® OnDemand for Academics license agreement](#) (PDF)

# Sas OnDemand for Academics

Ciascun studente prenda nota della propria SAS Server Userid generata.

Sarà l'utenza da specificare quando si utilizzano gli applicativi SAS (SAS Enterprise Guide, SAS Web Editor).


Nella Home Page dello studente, selezionare "Acquire a License" per poter individuare il corso di interesse e scaricare il relativo software SAS.



**SAS® OnDemand for Academics**  
Access the power of SAS software through the Internet.

Home Page for Student:

**Getting Started**

 Your SAS Server userid is  Use this userid when you log on to the SAS Server.

- Your current institution is: **Universita Carlo Cattaneo-Castellanza**
- Your Account Status is: **Inactive**. (Your userid will become active when you acquire a license for a course.)
- [Acquire a License](#)  
In order to obtain your software, you need to acquire a license.

**NOTE:** You have no active licenses. You need at least one license to enable your userid and get the software you need to access the SAS server.

# Sas OnDemand for Academics

	COURSE	INSTRUCTOR	CLIENT	START DATE	END DATE
<input checked="" type="checkbox"/>	WE A86051 - Section 001	Calabretti	SAS Web Editor	01Sep2013	01Sep2014
<input checked="" type="checkbox"/>	EG A86051 - Section 002	Calabretti	SAS Enterprise Guide for Academics	01Sep2013	01Sep2014

## SAS® OnDemand for Academics

Access the power of SAS software through the Internet.

### License Acquired

Please print this page for your records.

DESCRIPTION	PRICE
SAS Web Editor for course: WE A86051	\$0.00
SAS Enterprise Guide for Academics for course: EG A86051	\$0.00

Total Cost: \$0.00

### Next Steps:

Now that you have acquired your license(s), you can start to access your SAS Software. [Return](#) and select Download Client or Get Software for the appropriate course.



# Sas OnDemand for Academics

Possibilità di accedere via internet e utilizzare per esercitarsi sia SAS Web Editor (il tool utilizzato a lezione) che SAS Enterprise Guide.

All'apertura di SAS Enterprise Guide e Sas Web Editor , specificare utenza e password.

- ✓ L'utenza è la SAS Server Userid generata.
- ✓ La Password è quella del proprio Profilo SAS.

## SAS® OnDemand for Academics

Access the power of SAS software through

Home Page for Student:

### Getting Started




Your SAS Server userid is   
Use this userid when you log on to the SAS Server.

- Your current institution is: **Universita Carlo Cattaneo-Castellanza**
- Your Account Status is: **Active**.
- [Acquire a License](#)  
In order to obtain your software you need to acquire a license.

COURSE	SOFTWARE	ACQUIRED	DOWNLOAD
WE A86051	SAS Web Editor	10Oct2013	<a href="#">Run Client</a>
EG A86051	SAS Enterprise Guide	10Oct2013	<a href="#">Download Client</a>

### Additional Resources

Please note that several of the links below will direct your browser away from the Control Center. Use your browser's Back button to return.

- [Main Support Site](#)
- [Account Status](#)
- [SAS Server Availability](#)
- [Download SAS® OnDemand for Academics license agreement](#)  [PDF]

# SAS e-learnings

Per tutti coloro che utilizzano SAS OnDemand for Academics, verrà fornito via mail (entro le 24 ore successive alla registrazione) un codice per l'attivazione di SAS e-Learning Course, sono 6 corsi in modalità e-learning, gratuiti per un anno.

La mail conterrà le istruzioni e un codice di attivazione.

**Cosa sono i SAS e-learnings?** Sono corsi di autoformazione:

- per gli studenti provenienti dalle altre università si richiede di svolgere in autonomia il corso autodidattico
- è fortemente consigliato anche per gli studenti provenienti dal corso di Laurea Triennale LIUC

**A cosa servono?**

- Iniziare ad usare SAS
- Per ripassare argomenti già trattati alla laurea triennale e ripresi nel corso di Metodi Quantitativi per Economia Finanza e Management

# Come attivare SAS e-learnings

Don't miss important updates from SAS! Please add sas.com as a domain in your [safe sender](#) list.

**SAS** Education  
Grow with us



Mail per attivare gli e-learnings

As part of our commitment to your success with SAS software, we are pleased to tell you that you can now get the following SAS e-Learning for free for one year with your SAS OnDemand for Academics license.

PRODUCT	EXPIRATION DATE	ACTIVATION CODE
SAS(R) Programming 1: Essentials	October 11, 2014	
SAS(R) Programming 2: Data Manipulation Techniques	October 11, 2014	
Statistics 1: Introduction to ANOVA, Regression, and Logistic Regression	October 11, 2014	
SAS(R) Enterprise Guide(R): ANOVA, Regression, and Logistic Regression	October 11, 2014	
SAS(R) Enterprise Guide(R) 1: Querying and Reporting (EG 5.1)	October 11, 2014	
Introduction to Statistical Concepts	October 11, 2014	

*The activation code provided is for your personal use and is valid for one activation only.*

<https://support.sas.com/edu/viewmyelearn>

Accedere alla pagina web, inserire l'indirizzo mail della LIUC e il mio profilo SAS creato

# Come attivare SAS e-learnings

To Activate a New Product:

 Inserire codice di attivazione

## My Training

### Activate Your Product(s)

Listed below you will find the product(s) you can activate. Once you accept the license agreement and click submit, you will be able to access your products at any time using the "My Training" link as long as you are logged in using your SAS profile. If you want to use a different profile, save the activation code and come back to this page when you are ready to activate.

- SAS(R) Programming 1: Essentials
- SAS(R) Programming 2: Data Manipulation Techniques
- Statistics 1: Introduction to ANOVA, Regression, and Logistic Regression
- SAS(R) Enterprise Guide(R): ANOVA, Regression, and Logistic Regression
- SAS(R) Enterprise Guide(R) 1: Querying and Reporting (EG 5.1)
- Introduction to Statistical Concepts

Accettare le condizioni

### License Agreement

Important: Please carefully read the terms and conditions of this [License Agreement](#) ("Agreement") before checking the "I Accept" box. By checking the box, you agree to comply with the terms. If you do not accept all of the terms of the Agreement, do not check the "I Accept" box.

Yes, I accept the License Agreement

You must accept the License Agreement in order to complete your activation of any training items.

<https://support.sas.com/edu/activateelearn.h>

## My Training

To view your active training, select the title below and start learning.

### e-Learning

- [Introduction to Statistical Concepts](#)
- [SAS\(R\) Enterprise Guide\(R\) 1: Querying and Reporting \(EG 5.1\)](#)
- [SAS\(R\) Enterprise Guide\(R\): ANOVA, Regression, and Logistic Regression](#)
- [SAS\(R\) Programming 1: Essentials](#)
- [SAS\(R\) Programming 2: Data Manipulation Techniques](#)
- [Statistics 1: Introduction to ANOVA, Regression, and Logistic Regression](#)

 Elenco degli e-learning disponibili

# Come attivare SAS e-learnings

Per accedere ai SAS e-learning una volta attivati, andare all'indirizzo web [support.sas.com/myelearn](http://support.sas.com/myelearn)

accedere con il proprio indirizzo mail e password e accedere all'area «**My Training**»

The screenshot shows the SAS Training & Bookstore website. At the top left is the SAS logo with the tagline 'THE POWER TO KNOW.' and the text 'Providing software solutions since 1976'. Below this is a navigation bar with links: 'support.sas.com', 'Knowledge Base', 'Support', 'Training & Bookstore' (highlighted in orange), 'Happenings', and 'Support Communities'. Below the navigation bar is the page title 'TRAINING & BOOKSTORE / TRAINING'. The main content area has a 'Training Console' section with a search bar 'Find a course by' and a 'Search Courses' button. A red dashed box highlights the 'My Training' link, with a red arrow pointing to it. Below the search bar is a 'TRAINING & BOOKSTORE' sidebar with a list of links: 'Bookstore', 'Training' (highlighted in orange), 'Find a Course', 'e-Learning', 'Locations', 'Training Formats', 'Discounts', and 'Certification'. The main content area features a 'SAS Training' section with a calendar graphic and a blue box containing the text: 'Jan-Jun 2014 course dates now available! See what's coming to your location. Can't travel? Try Live Web or e-Learning. Learn more'.

# SAS e-learnings

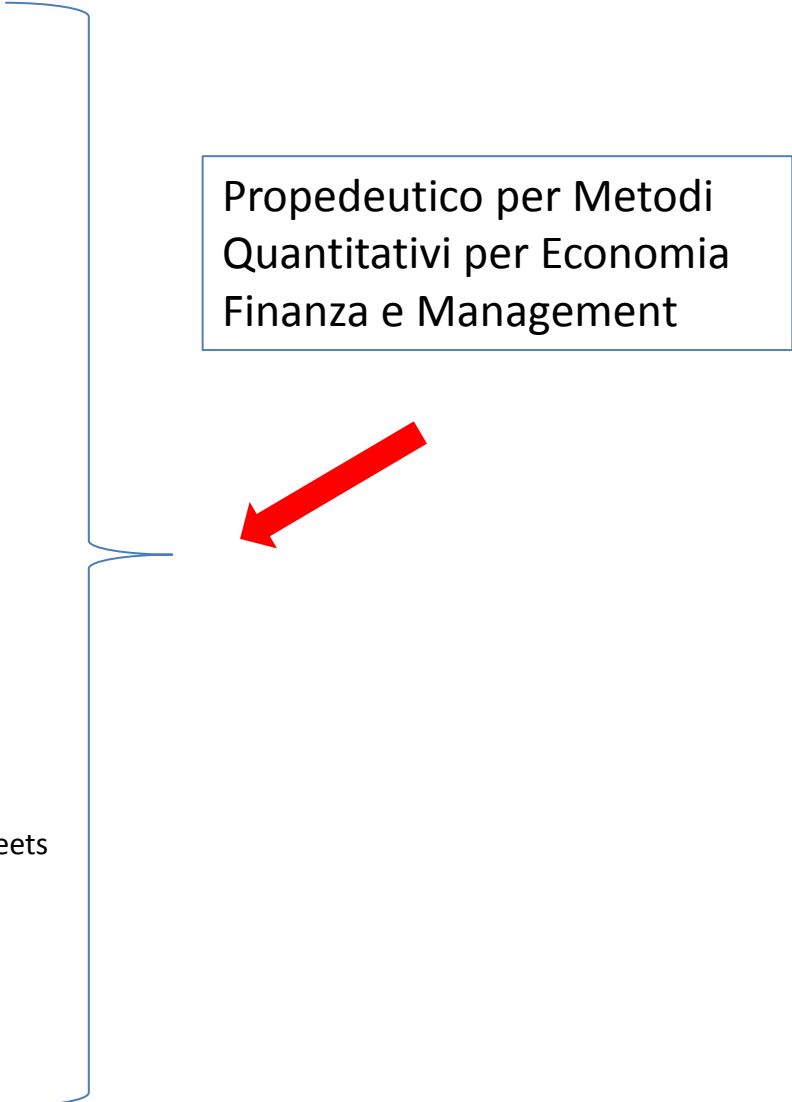
Dei 6 SAS e-Learning Course, quelli **propedeutici** per Metodi Quantitativi per Economia Finanza e Management sono:

- **Introduction to Statistical Concepts**

- Basic Statistical Concepts
- Descriptive Statistics
- Hypothesis Testing
  - Introduction
  - Decision-Making Process
  - Steps in Hypothesis Testing
  - Types of Errors and Power
  - Question
  - The  $p$ -Value, Effect Size, and Sample Size
  - Question
  - Statistical Hypothesis Test
  - Question

- **SAS<sup>®</sup> Programming 1: Essentials**

- 1. Getting Started with SAS Programming
- 2. Navigating and Using the SAS Interface
- 3. Working with SAS Code
- 4. Working with SAS Libraries and SAS Data Sets
- 5. Creating SAS Data Sets
- 6. Creating SAS Data Sets from Microsoft Excel Worksheets
- 8. Validating and Cleaning Data

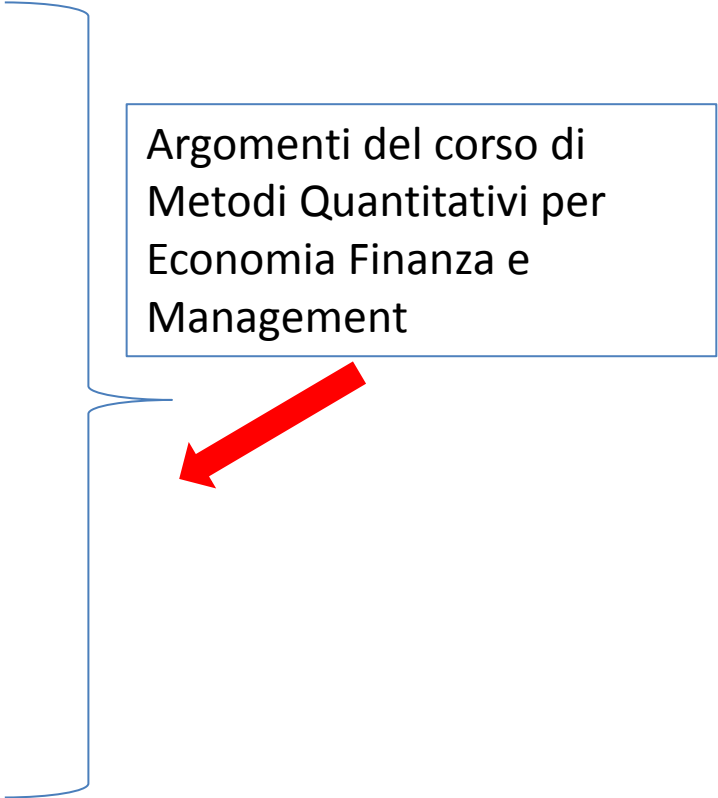


Propedeutico per Metodi  
Quantitativi per Economia  
Finanza e Management

# SAS e-learnings

I seguenti SAS e-Learning Course sono da utilizzare come supporto per alcuni argomenti svolti nel corso di Metodi Quantitativi per Economia Finanza e Management:

- **Statistics I: Introduction to ANOVA, Regression, and Logistic Regression**
  - Lesson 1: Introduction to Statistics
  - Lesson 3: Regression
  - Lesson 4: Regression Diagnostics
  - Lesson 5: Categorical Data Analysis
    - Lesson Overview
    - Describing Categorical Data (**PROC FREQ**)
    - Tests of Association (**CHI SQUARE, V DI CRAMER**)
    - Introduction to Logistic Regression
    - Multiple Logistic Regression
    - Summary
    - Quiz



Argomenti del corso di  
Metodi Quantitativi per  
Economia Finanza e  
Management

# SAS e-learnings

I moduli precedentemente esclusi dei SAS e-Learning Course già citati e i SAS e-Learning Course elencati di seguito saranno utili a coloro che vogliono approfondire la conoscenza dello strumento:

- **SAS® Programming 1: Essentials**
  - 9. Manipulating Data
  - 10. Combining SAS Data Sets Vertically
  - 11. Combining SAS Data Sets Horizontally
  - 12. Enhancing Reports
  - 13. Using the Output Delivery System to Create External Files
  - 14. Creating Summary Reports and Data Sets
  - 15. Creating Graphs Using SAS/GRAPH Software
- **SAS® Programming 2: Data Manipulation Techniques**
- **Statistics I: Introduction to ANOVA, Regression, and Logistic Regression**
  - Lesson 2: Analysis of Variance (ANOVA)
- **SAS Enterprise Guide 1: Querying and Reporting (E.G 4.3)**
- **SAS Enterprise Guide: ANOVA, Regression, and Logistic Regression**

Approfondimento

